


The 3 boxes below are the focused activities for nursery pupils this week.
Please take some pictures so that you can share what you have been doing with us!


What the Ladybird Heard

- Read/listen to The What the Ladybird Heard by Julia Donaldson. There's a separate video of Mrs Goodfield reading the story if you don't have a copy of the book at home.




- Listen to the song:
https://www.google.com/search?q=what+the+ladybird+heard+song&rlz=1C1CHBF_en-GBGB797GB797&oq=what+the+ladybird+heard+song&aqs=chrome..69i57j0l7.7841j1j9&sourceid=chrome&ie=UTF-8
- Play Kim's game using farm animal toys. Place around 6 or 7 toys on a tray and have a good look at them all, then cover the toys, take one thing away and ask your child to spot which one is missing. You can add more items the better they get at it

Sounds of the week – 'l' and 'sh'



Down the long leg.

- Say the rhyme as you write – **down the long leg**



Say shhh says the horse to the hissing snake.
(Stretchy sound)

- Say the rhyme as you write – **Sshh says the horse to the hissing snake**

Mathematics

- Sing songs together about farm animals and use your fingers or small toys to help you to count. You could sing Five Little Ducks and focus on counting back and taking one away. Ask questions such as 'We have 5, if we take one away how many have we got left?'



- Do you have a play till? Could you make a farm shop using real money? Get the children to count the coins and handle the money. At this stage we would just encourage the children to become aware of money through exploring and role play. Enjoy!

The 3 boxes below are some suggested extra activities to complete. Please take some pictures so that you can share what you have been doing with us!

Creative

- What was your favourite animal on the farm? You could use recycling items/junk and create a model of that animal



- Practise your cutting skills by snipping around a yellow paper circle to look like chick feathers, you could add some eyes and a beak too.



Knowledge and Understanding

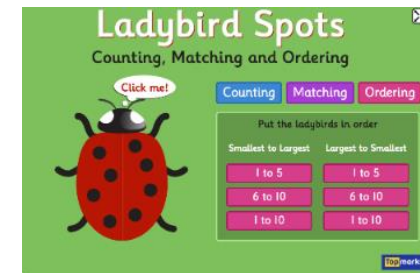
- The ladybird was really good at listening, are you? Sit somewhere quietly, ideally outside, and listen to the sounds around you. Maybe you could draw pictures of the things that you hear or you could tell us in a recorded message.
- Can you make your own paper cup telephone? Use plastic or paper cups and some string. Experiment with them, make sure you pull the string tight. Can you whisper a secret message? If you whisper into your cup, the other person should be able to hear you. You could decorate the cups with ladybird spots!



ICT

- Have a go at the ladybird counting, matching and ordering game using the link below

<https://www.topmarks.co.uk/learning-to-count/ladybird-spots>



- Use JIT (in J2E) and create your own ladybird picture. Can you add 6 legs, 2 eyes and 2 antennae's? How many spots will you add? Save the picture when you have finished, we will be able to find it in your folder